

FRENCH ACTIVITY BOOK 6

Activity Books 3, 4, 5 and 6 are based on the successful La Jolie Ronde Schemes of Work for Years 3, 4, 5 and 6 created by Rachel Redfearn, MFL Adviser, Wakefield LA.

They have been devised by:

Lynne Sixsmith

Deputy Head teacher, St Anne's C. of E. Primary, Bishop Auckland, County Durham.
Advanced Skills Teacher and Lead Teacher for Primary Languages, Durham L.A.

and

Pam Blacklock

Primary Language Co-ordinator, Durham Johnston Language College.
Lead Teacher Durham L.A.

Project co-ordinated by:

Colette Leclercq-Hallam
Founder, La Jolie Ronde

Graphic Design: Crisp Design www.crisp-design.co.uk

Illustrations: Ian Ward

French consultant: Sylvie Moisan

First edition 2008

© La Jolie Ronde Ltd 2008

Acknowledgements:

With grateful thanks to Lynne's sons, David and Andrew and Pam's daughter, Jayne for their advice and patience.

All rights reserved. In all countries, no part of this publication or the accompanying recording may be resold, reproduced or transmitted in any form or by any means, or stored in a retrieval system of any nature without prior written permission from the copyright holder at the publisher's address. Application for permission for use of copyright material shall be made to the publisher. Full acknowledgement of author, publisher and source must be given. 'La Jolie Ronde' French for Children is the sole proprietor of the name 'La Jolie Ronde' in connection with language instructions, textbooks, recordings and language recordings throughout the world. The purchase or repurchase of this programme (Lesson notes and CDs) in no way entitles the purchaser or any other person to use the name 'La Jolie Ronde' in connection with the teaching of languages. The use of the name 'La Jolie Ronde' in such connection is hereby specifically prohibited unless formally authorised by contract with 'La Jolie Ronde'.

La Jolie Ronde is a registered Trade Mark.

Leçon 1

1 Ecris des phrases!

Write the sentences below under the correct heading:

Regardez	mardi 8 octobre	Silence
Il y a du soleil	Asseyez-vous	jeudi 10 mai
Il neige	mercredi 22 juin	Il pleut
samedi 24 juillet	Il fait froid	Ecoutez

Classroom
commands:

Weather:

Date:

2 Remets dans l'ordre!

Unscramble the letters to find a classroom object:

un asc = _____ nu yocarn = _____
 eun megom = _____ nu tillae-yocarn = _____
 nu loyts = _____ sed exiscau = _____
 un chirea = _____

3 Ecris des phrases!

Write the sentence saying what you have/do not have:

✓	J'ai	X	Je n'ai pas de
---	------	---	----------------

✓	
---	---

EXEMPLE J'ai une gomme

X	
---	---



④ Travaille la conversation!

Practise the conversation with a friend and then try to replace the underlined words:


En classe

- Bonjour tout le monde!
- Bonjour Madame!
- Quelle est la date aujourd'hui?
- C'est le mardi 7 octobre.
- Quel temps fait-il aujourd'hui?
- Il fait froid mais il y a du soleil.
- Ok, écoutez tout le monde...
- John, as-tu un stylo?
- Oui, j'ai un stylo

⑤ Travaille ces mots!

Practise these words with a friend. Can you make up a rap or hand clap with the words?

Levez-vous, asseyez-vous!
Regardez et silence!
C'est le lundi cinq avril
Et il fait froid!
Travaillez à deux
Oh maintenant il pleut!



Leçon 2

Le petit déjeuner

Avant de partir à l'école, il est important de bien déjeuner!

1 Remets dans l'ordre!

Unscramble the words and join to the correct picture:

des noserag



une nabean



du tail



des serécéal




du tochcola



du inpa



du reuber



de la fitconure



un toyaur



un efou



des insaris cess



② Interroge!

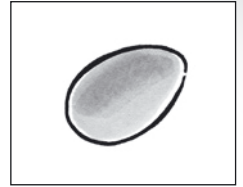
Can you ask for these breakfast items:

Tu as ...?

1. _____



2. _____



3. _____



4. _____




5. _____



6. _____



7. _____



8. _____



9. _____

