

# SPANISH ACTIVITY BOOK 3

Adapted and translated into Spanish by:  
Melissa Bennett

Activity Books 3, 4, 5 and 6 are based on the successful La Jolie Ronde Schemes of Work for Years 3, 4, 5 and 6 created by Rachel Redfearn, MFL Adviser, Wakefield LA.

They have been devised by:

**Lynne Sixsmith**

Deputy Head teacher, St Anne's C. of E. Primary, Bishop Auckland, County Durham.  
Advanced Skills Teacher and Lead Teacher for Primary Languages, Durham L.A.

and

**Pam Blacklock**

Primary Language Co-ordinator, Durham Johnston Language College.  
Lead Teacher Durham L.A.

**Project co-ordinated by:**

Colette Leclercq-Hallam  
Founder, La Jolie Ronde

**Graphic Design:** Crisp Design [www.crisp-design.co.uk](http://www.crisp-design.co.uk)

**Illustrations:** Ian Ward

**Spanish consultant:** Eva Aguiriano

First edition 2008, Spanish edition 2010

© La Jolie Ronde Ltd 2008-2010

**Acknowledgements:**

With grateful thanks to Lynne's sons, David and Andrew and Pam's daughter, Jayne for their advice and patience.

All rights reserved. In all countries, no part of this publication or the accompanying recording may be resold, reproduced or transmitted in any form or by any means, or stored in a retrieval system of any nature without prior written permission from the copyright holder at the publisher's address. Application for permission for use of copyright material shall be made to the publisher. Full acknowledgement of author, publisher and source must be given. 'La Jolie Ronde' is the sole proprietor of the name 'La Jolie Ronde' in connection with language instructions, textbooks, recordings and language recordings throughout the world. The purchase or repurchase of this programme (Lesson notes and CDs) in no way entitles the purchaser or any other person to use the name 'La Jolie Ronde' in connection with the teaching of languages. The use of the name 'La Jolie Ronde' in such connection is hereby specifically prohibited unless formally authorised by contract with 'La Jolie Ronde'.

La Jolie Ronde is a registered Trade Mark.

# Lección 1

## 1 ¡Une la palabra y el número!

Draw a line from the number to the correct word:

				cero						10		uno
		diez		3								
									6			dos
nueve			5					0				
				2					4			tres
	ocho					8						
				1						9		cuatro
								7				
siete												
				seis								cinco

## 2 ¡Busca las palabras!

Can you find the numbers 0-10?


a	i	s	r	l	u	t	z	c	g	e	n	p	o	f
w	k	i	d	t	r	q	g	i	e	o	c	n	i	c
b	c	x	x	e	a	k	p	l	g	q	j	c	t	b
r	u	o	s	s	j	h	v	o	c	h	o	t	z	u
t	a	s	l	v	o	e	x	b	f	v	v	q	n	j
q	t	e	e	i	t	d	d	q	d	x	d	o	b	l
z	r	y	g	v	o	r	e	c	a	l	h	p	o	p
p	o	h	r	u	p	x	g	z	p	l	e	z	l	q
x	a	v	e	g	h	n	z	s	i	e	s	w	g	n
s	t	j	d	z	r	n	g	p	i	i	q	f	o	y
m	x	i	u	j	z	e	a	n	i	h	y	r	d	v
q	e	x	x	p	t	o	b	o	u	z	s	d	p	t
z	o	n	y	e	k	r	b	n	v	e	j	h	f	u
n	w	n	i	z	c	d	z	i	a	o	v	a	t	p
t	h	s	t	n	k	y	w	c	y	y	i	e	c	d

cero
uno
dos
tres
cuatro
cinco
seis
siete
ocho
nueve
diez

**3 ¡Pon las letras en el orden correcto!**

*Can you work out which numbers they are?*

reset	-	tres
esis	-	— — — —
ocruta	-	— — — — — —
ized	-	— — — —
sdo	-	— — —
onicc	-	— — — — —
coho	-	— — — —
oun	-	— — —
eties	-	— — — — —
evune	-	— — — — —



**4 ¿Es el número correcto?**

*Are the words the correct ones for the numbers? Write SÍ or NO:*

		sí no
6	¿Es seis?	sí
3	¿Es cinco?	
1	¿Es dos?	
9	¿Es nueve?	
2	¿Es uno?	
5	¿Es diez?	
7	¿Es siete?	
0	¿Es cero?	
4	¿Es cuatro?	
8	¿Es ocho?	
10	¿Es tres?	

**5 ¡Practica estas palabras!**

*Practise these words with a friend. Can you make up a rap or hand clap with the words?*

Cero, uno, dos,  
tres, cuatro, cinco,  
seis, siete, ocho,  
nueve, diez.



# Lección 2

## 1 ¡Di 'hola' y 'adiós'!

Can you say "Hello" (Hola) and then "Goodbye" (Adiós) to each of the children?



Felipe



Pablo



Antonio



Emilia



María



Luisa

a. ¡Hola Felipe!

Adiós Felipe.

b. \_\_\_\_\_

\_\_\_\_\_

c. \_\_\_\_\_

\_\_\_\_\_

d. \_\_\_\_\_

\_\_\_\_\_

e. \_\_\_\_\_

\_\_\_\_\_

f. \_\_\_\_\_

\_\_\_\_\_

## 2 ¿Qué tal?

Can you ask the children how they are feeling?

1. ¿Qué tal Felipe?

2. ¿ \_\_\_\_\_ ?

3. ¿ \_\_\_\_\_ ?

4. ¿ \_\_\_\_\_ ?

5. ¿ \_\_\_\_\_ ?

6. ¿ \_\_\_\_\_ ?

### 3 ¿Qué tal Mateo?

Can you write the answers saying how Mateo is feeling?

Choose from:

Bien	Muy bien	Regular	Mal
------	----------	---------	-----


¿Qué tal?

a. \_\_\_\_\_




¿Qué tal?

b. \_\_\_\_\_




¿Qué tal?

c. \_\_\_\_\_



¿Qué tal?

d. \_\_\_\_\_



### 4 ¡Practica estas palabras!

Practise these words with a friend. Can you make up a rap or hand clap with the words?

¡Hola! ¿Qué tal?

Hola, hola, ¿qué tal?

Hola, hola, ¿qué tal?

Muy bien, gracias, ¿y tú ?

Estoy muy bien,

Hola, hola, ¿qué tal?

Hola, hola, ¿qué tal?

