

# SPANISH ACTIVITY BOOK 5

Adapted and translated into Spanish by:  
Melissa Bennett

Activity Books 3, 4, 5 and 6 are based on the successful La Jolie Ronde Schemes of Work for Years 3, 4, 5 and 6 created by Rachel Redfearn, MFL Adviser, Wakefield LA.

They have been devised by:

**Lynne Sixsmith**

Deputy Head teacher, St Anne's C. of E. Primary, Bishop Auckland, County Durham.  
Advanced Skills Teacher and Lead Teacher for Primary Languages, Durham L.A.

and

**Pam Blacklock**

Primary Language Co-ordinator, Durham Johnston Language College.  
Lead Teacher Durham L.A.

**Project co-ordinated by:**

Colette Leclercq-Hallam  
Founder, La Jolie Ronde

**Graphic Design:** Crisp Design [www.crisp-design.co.uk](http://www.crisp-design.co.uk)

**Illustrations:** Ian Ward

**Spanish consultant:** Eva Aguiriano

First edition 2008, Spanish edition 2010

© La Jolie Ronde Ltd 2008-2010

**Acknowledgements:**

With grateful thanks to Lynne's sons, David and Andrew and Pam's daughter, Jayne for their advice and patience.

All rights reserved. In all countries, no part of this publication or the accompanying recording may be resold, reproduced or transmitted in any form or by any means, or stored in a retrieval system of any nature without prior written permission from the copyright holder at the publisher's address. Application for permission for use of copyright material shall be made to the publisher. Full acknowledgement of author, publisher and source must be given. 'La Jolie Ronde' is the sole proprietor of the name 'La Jolie Ronde' in connection with language instructions, textbooks, recordings and language recordings throughout the world. The purchase or repurchase of this programme (Lesson notes and CDs) in no way entitles the purchaser or any other person to use the name 'La Jolie Ronde' in connection with the teaching of languages. The use of the name 'La Jolie Ronde' in such connection is hereby specifically prohibited unless formally authorised by contract with 'La Jolie Ronde'.

La Jolie Ronde is a registered Trade Mark.

# Lección 1

## 1 ¡Pon las letras en el orden correcto!

Can you sort out the letters to make a shop or building in the street?



un craodem

---



un éfac

---



una daietn

---



una daietn ed apro

---



un pemrcadoersu

---



una ed inofcia srreoco

---



un oncba

---



una apalz

---

## 2 ¿Qué es la frase?

What is the sentence?

A. E m c h u o d c  
En mi calle hay una oficina de correos.

B. E m c h u s

C. E m c h u t

D. E m c h u c

E. E m c h u b


F. E m c h u m

G. E m c h u t d r

## 3 ¡Practica la canción!

Practise the song. Can you make up another verse?

### EN MI CALLE



En mi calle hay:  
Una oficina de  
correos y una plaza  
Y también un cine



# Lección 2

## 1 ¡Une la palabra y la imagen!



Write the correct labels.



Un supermercado grande



un supermercado pequeño



## 2 Starting with 'En la calle principal...' can you sort out the words into the correct order:

Ex. En la calle principal café un pequeño hay.

En la calle principal hay un café pequeño.

1. En la calle principal un hay supermercado grande.

[Empty box for writing the answer to question 1]

2. En la calle principal una pequeña hay panadería.

[Empty box for writing the answer to question 2]

3. En la calle principal banco hay grande un.

[Empty box for writing the answer to question 3]


4. En la calle principal una pequeña hay oficina de correos.

[Empty box for writing the answer to question 4]

3 on the left  
a la izquierda



on the right  
a la derecha



Complete the sentences with a la izquierda or a la derecha.

1. El supermercado está \_\_\_\_\_
2. El mercado está \_\_\_\_\_
3. La tienda de ropa está \_\_\_\_\_
4. La catedral está \_\_\_\_\_
5. El banco está \_\_\_\_\_
6. El café está \_\_\_\_\_
7. La oficina de correos está \_\_\_\_\_
8. La tienda está \_\_\_\_\_
9. La panadería está \_\_\_\_\_

4 ¡Lee correctamente!

How well can you read this sentence? Practise reading and saying it to a friend:



En la calle principal hay dos cafés a la izquierda.  
Hay también un supermercado grande a la derecha.

Could you use the sentence to help you to make up some of your own with other buildings in the street?